



## SSA SPROUTER TRAINING BLENDED COURSE

---

### SPROUT SAFETY ALLIANCE (SSA) BLENDED COURSE

This Sprout Safety Alliance (SSA) Sprouter Training Blended course was developed to provide an alternative way for individuals to complete the SSA Sprouter Training course. The Blended course consists of two parts. Part 1: Online, and Part 2: Instructor-Led. Both parts must be completed in order to obtain the certificate.

#### **IMPORTANT**

**Once you begin the process, you have up to six months to complete the Part 1: Online course. Upon completion, you have six months to complete a Part 2: Instructor-Led course. We recommend you have a Part 2: Instructor-Led course identified before enrolling in Part 1: Online.**

You should plan 8 – 12 hours to take the Part 1: Online course, but you can start and stop at the end of each module along the way—it does not have to be continuous. There is a 4-hour inactivity time-out so make sure you complete an individual module before closing out or you will have to start at the beginning of that module again. Any completed modules will remain saved.

**In this information sheet, you will find:**

[Course Structure](#)

[Part 1: Online](#)

[Part 2: Instructor-Led](#)

[Minimum Computer Requirements](#)

[Training Manuals](#)

[Logging into Part 1: Online](#)

[Retrieving your SSA Certificate of Training](#)

[Support](#)

### **BLENDED COURSE STRUCTURE**

The FDA Food Safety Modernization Act (FSMA) Produce Safety Rule establishes science-based minimum standards for the safe growing, harvesting, packing, and holding of certain produce grown for human consumption. Unless specifically exempt or excluded, sprout growing operations are subject to the Produce Safety Rule including the sprout-specific requirements in subpart M. The Rule requires that at least one supervisor or responsible party for each sprout operation must have successfully completed food safety training at least equivalent to that received under standardized curriculum recognized as adequate by the Food and Drug Administration (§112.22(c)). The SSA Sprouter Training Course developed by the Sprout Safety Alliance is the “standardized curriculum” recognized by FDA. Successfully completing this course will be helpful in understanding and implementing the Produce Safety Rule requirements and best practices for enhancing sprout safety.

This Blended course is based on version 2.3 (Second Edition 2017) of the SSA “Safer Sprout Production for Produce Safety Rule Compliance” Training Curriculum.



## SSA SPROUTER TRAINING BLENDED COURSE

---

### Training Sequence:

The Blended course has two parts. Those who complete Part 1: Online are eligible to attend a one-day Part 2: Instructor-Led course taught by an SSA Lead instructor. You must complete both parts to receive the SSA Certificate of Training.

### **PART 1: ONLINE**

**Course Content**—Part 1: Online course consists of 12 modules:

- |   |  |
|---|--|
| 1. Introduction                                       | 7. Environmental Monitoring for <i>Listeria</i> species or <i>L. monocytogenes</i> in a Sprout Operation |
| 2. Produce Safety Rule Overview                       | 8. Seed Purchasing, Receiving, and Storage   |
| 3. Sprout Safety Hazards                              | 9. Seed Treatment  |
| 4. Sprout Production Environment                      | 10. Spent Sprout Irrigation Water and Sprout Testing   |
| 5. Employee Health and Hygiene Practices              | 11. Additional Control Programs  |
| 6. Cleaning and Sanitizing of Buildings and Equipment | 12. Recordkeeping  |

**Enrollment**—Part 1: Online course is \$198. [Click here to enroll](#). Once enrolled, you can begin the course immediately. You will also receive an automated enrollment confirmation email. You have 6 months to complete the online course, so plan accordingly!

**Completion**—Upon completion of Part 1: Online, you will receive an enrollment ticket and a completion email. Present either **the enrollment ticket** or **completion email** to your Part 2 lead instructor. **You will not be able to attend Part 2: Instructor-Led without providing evidence of Part 1: Online completion.**

**Reminder:** *Be sure your email address is accurate and used consistently for both parts of the blended course. You may also need to enable your email system to accept messages from [noreply@myabsorb.com](mailto:noreply@myabsorb.com). Some systems move unknown messages to Spam, Junk, or Trash mailboxes or refuse delivery unless you approve or enter the email addresses that you deem acceptable into your address book.*

### **PART 2: INSTRUCTOR-LED**

The Part 2: Instructor-Led course is a review of the twelve modules of the Part 1: Online course. The instructor will go through the following five key modules in greater detail:

- |  |  |
|--|--|
| 4. Sprout Production Environment   | 10. Spent Sprout Irrigation Water and Sprout Testing |
| 7. Environmental Monitoring for <i>Listeria</i> species or <i>L. monocytogenes</i> in a Sprout Operation | 12. Recordkeeping                                    |
| 9. Seed Treatment  |  |

The class will complete exercises applying the knowledge that you gained through the course materials. The instructor will also address questions that you may have related to the course.



## SSA SPROUTER TRAINING BLENDED COURSE

---

**Enrollment**—Enrollment for Part 2: Instructor-Led courses is handled by individual Lead Instructors. To find a [Part 2: Instructor-Led course, click here.](#)

You will need to present your enrollment ticket or completion email from the Part 1: Online course in order to attend the Part 2: Instructor-Led course.

**Please note:** You have 6 months from the completion of the Part 1: Online course to attend a Part 2: Instructor-Led course, so plan accordingly. After 6 months, your enrollment ticket for Part 2 will be void, thus preventing your admittance to a Part 2: Instructor-Led course. You will have to complete Part 1: Online again in order to receive a new valid enrollment ticket. **There are no refunds.**

**SSA Certificate of Training**—Upon completion of the Blended course, participants will receive the SSA "Certificate of Training." This certificate provides evidence that the individual meets the Produce Safety Rule food safety training requirement.

### **MINIMUM COMPUTER REQUIREMENTS**

**Browser**—Part 1: Online runs on the latest versions of all popular Internet browsers; however, for best results we recommend Google Chrome. If you are using a PC, your operating system should be at least Windows 7. If you are using a Mac, your operating system should be at least OSX 10.10. Mobile devices are not recommended at this time.

**Additional Software Programs Needed**—You will need to have a software program called Adobe Acrobat Reader™ DC on your computer. If you don't have this program, it can be downloaded to your computer for free. To download this program, go to the [Adobe website](#). The free version is all you'll need for this course. Follow the steps to download Acrobat Reader™.



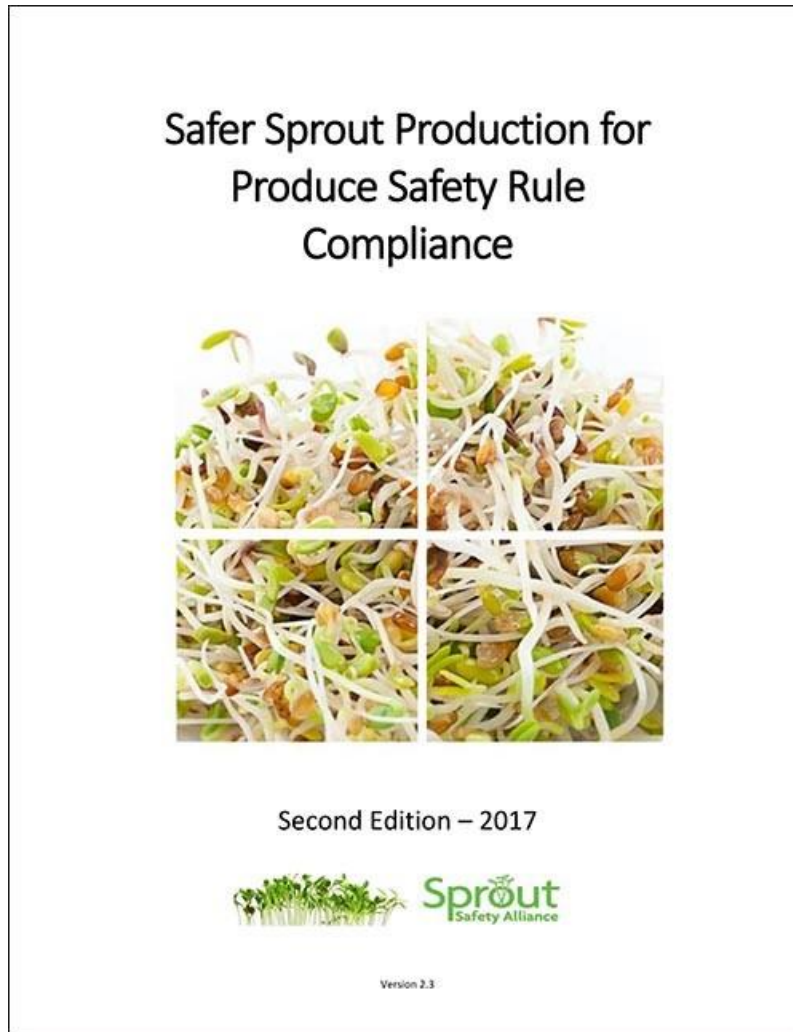
## SSA SPROUTER TRAINING BLENDED COURSE

---

### TRAINING MANUALS

It is **strongly recommended** that you use the SSA Training Manual while completing Part 1: Online. You can access a [free PDF version](#). Please be advised that the free PDF version is 391 pages if you intend to print it yourself. You can order a hard copy for \$40 from the [FSPCA Bookstore](#).

No Training manual will be provided at the Part 2: Instructor-Led Course.



## SSA SPROUTER TRAINING BLENDED COURSE

### LOGGING INTO PART 1: ONLINE COURSE

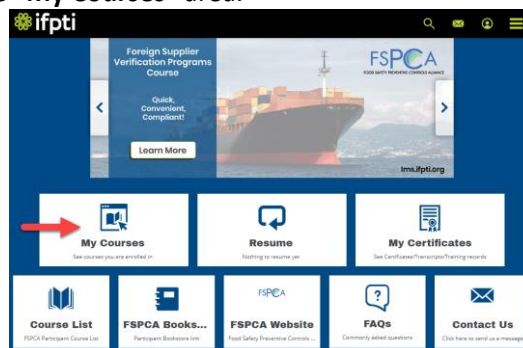
Use the following steps:

#### To purchase and start now:


1. Click the link to the course [click here](#).
2. Purchase.
3. Click **Begin Browsing**.
4. Click **“Start”** to begin the Part 1: Online course immediately.

#### To begin or revisit the course after purchase:

1. Open your internet browser (e.g. Google Chrome) and [click here](#) to log into the Learning Management System (LMS).
2. Sign into the LMS using your username and password (username is the email address used to create your account).
  - a. You may add this site to your bookmarks or favorites. Experience has shown that the course works best if you use the Google Chrome internet browser.
3. Once logged in, click the **“My Courses”** area.



4. From within your courses, find SSA Part 1: Online course and then click **“Start”**.



5. Complete all 12 modules.
  - a. Remember there is a 4–hour inactivity time-out so try to stop after a module is complete, otherwise you will have to start again at the beginning of any module that is timed-out.
6. After completion, you will receive a completion email and access to an enrollment ticket.
  - a. You must use your enrollment ticket or completion email to attend a Part 2: Instructor-Led course.
7. Log Off.

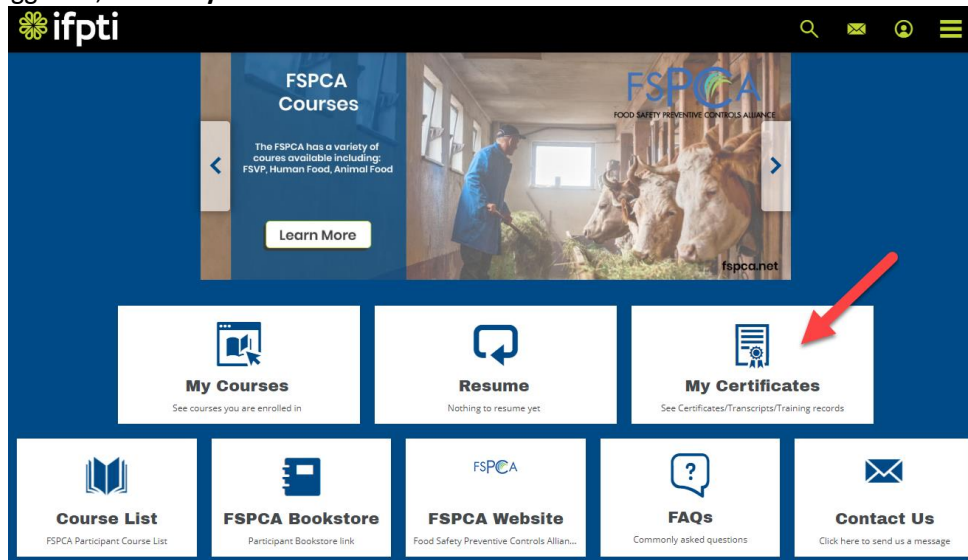
## SSA SPROUTER TRAINING BLENDED COURSE

### RETRIEVING YOUR SSA CERTIFICATE OF TRAINING

Once you've completed the SSA Blended course (both Part 1: Online and Part 2: Instructor-Led), you will receive an automated email from 'noreply@myabsorb.com'. This email gives instructions for retrieving and printing your SSA Certificate of Training. If you do not receive this email, check your junk/spam folder.

You may also retrieve your certificate using the following steps:

1. [Log into the LMS.](#)
2. Once logged in, click "My Certificates".



3. Select the Certificate of Training and download.
  - a. Please note that the latest Adobe Reader is required to properly print the certificate.

### SUPPORT

If you have any questions or need assistance, please contact LMS administration at [LMSadmin@ifpti.org](mailto:LMSadmin@ifpti.org).